

Overview - Public Entities Quarterly Reporting

Approved receipts

424.5

161.8%

Approved spending

552.5

90.8%

Surplus/(deficit)

-128.0

- ☐ R billion
- ☒ R million
- ☐ R thousand

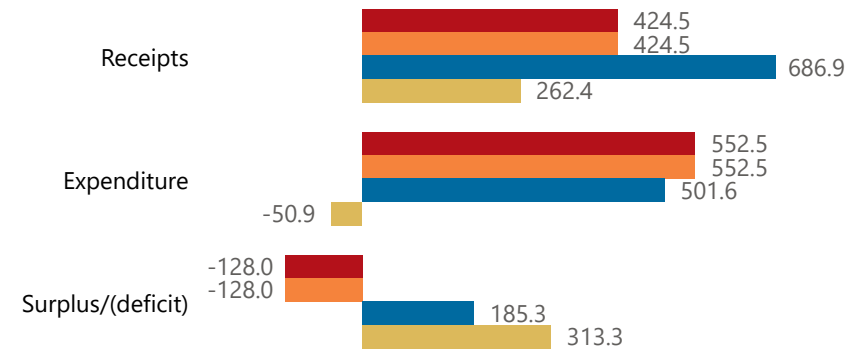


national treasury


Department:
National Treasury
REPUBLIC OF SOUTH AFRICA

Consolidation

● Approved ● Forecast ● YTD ● Variance



Composition of receipts



Quarter

4

Cluster

All

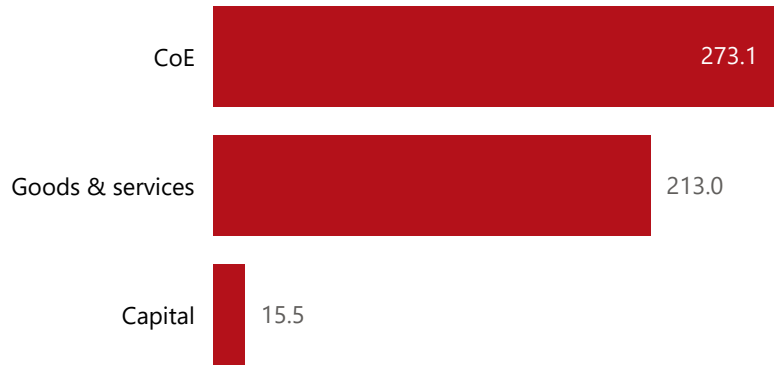
Department

Police

Entity

Private Security Industry Regulatory ...

Composition of spending



Functional grouping

Peace and security

501.6

3A

501.6

Spending by PFMA schedule

Public Entities Receipts

Approved sales of G&S

401.5

158.7%

Approved transfers

(Blank)

(Blank)



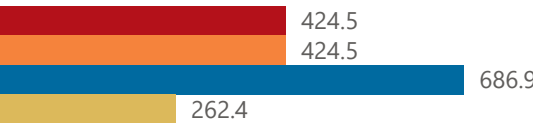
national treasury

Department:
National Treasury
REPUBLIC OF SOUTH AFRICA

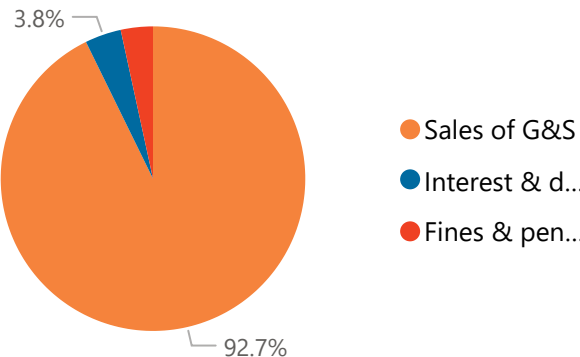
- ☐ R billion
- ☒ R million
- ☐ R thousand

Actual vs Forecast

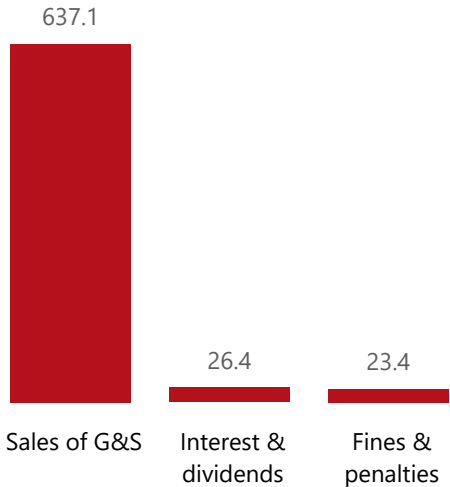
● Approved ● Forecast ● YTD ● Variance



Composition of receipts



Top 5 Receipts



Quarter

4

Cluster

All

Department

Police

Entity

Private Security Industry Regulatory ...

Top 5 Transfers

Receipts

| Level 3 | Approved | YTD | % YTD |
|------------------------|----------|-------|--------|
| + Sales of G&S | 401.5 | 637.1 | 92.7% |
| + Interest & dividends | 9.5 | 26.4 | 3.8% |
| + Fines & penalties | 13.6 | 23.4 | 3.4% |
| Total | 424.5 | 686.9 | 100.0% |

Public Entities Spending

Approved CoE

257.5

106.1%

Approved G&S

281.7

75.6%

Approved transfers

(Blank)

161.8%

- ☐ R billion
- ☒ R million
- ☐ R thousand



national treasury

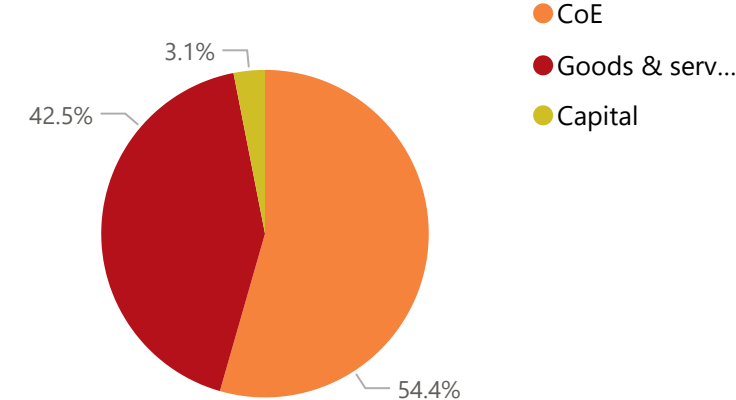
Department:
National Treasury
REPUBLIC OF SOUTH AFRICA

Actual vs Forecast

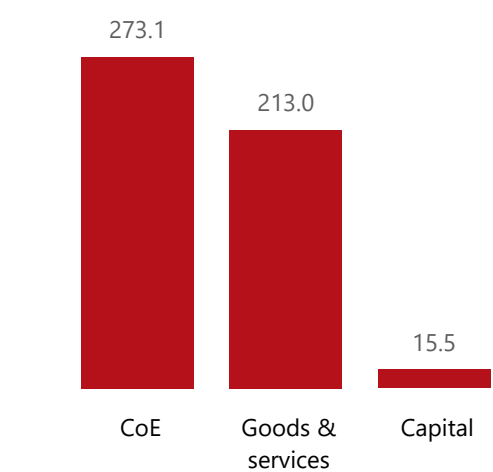
● Approved ● Forecast ● YTD ● Variance



Composition of spending



Top 5 Goods & services



Quarter

4

Cluster

All

Department

Police

Entity

Private Security Industry Regulatory ...

Capital assets

● YTD ● Forecast



Spending

| Level 3 | Approved | YTD | % YTD |
|------------------|----------|-------|--------|
| CoE | 257.5 | 273.1 | 54.4% |
| Goods & services | 281.7 | 213.0 | 42.5% |
| Capital | 13.4 | 15.5 | 3.1% |
| Total | 552.5 | 501.6 | 100.0% |